



**INOVANDO SEMPRE COM QUALIDADE**

**CATÁLOGO DE PRODUTOS**



A Fundação Lassal atua no mercado desde o ano de 2004, localizada na região Centro Oeste de Minas, no Município de Cláudio, que se tornou o maior pólo de Fundação da América Latina.

Produzimos peças em ferro fundido cinzento, abrangendo as áreas de saneamento básico, construção civil e linha doméstica, seguindo os mais rigorosos padrões de qualidade, priorizando o atendimento e cumprindo a prazos e requisitos.

A linha doméstica da Fundação Lassal é produzida atendendo a todas as exigências das portarias do INMETRO.



**Inovando sempre com Qualidade ,Garantia em Peças e Artefatos Fundidos!**



# LINHA FORNOS

Inovando sempre com qualidade, garantia em peças e artefatos fundidos!



**PORTA DE VIDRO PARA FORNO**  
REF: 309 - FORNO GRANDE Nº 5  
ALT.: 39cm - LARG.: 54cm  
REF: 308 - FORNO PEQUENO Nº 3  
ALT.: 37cm - LARG.: 42cm



**PORTA PARA FORNO COM ARO**  
REF: 312 - FORNO GRANDE Nº 5  
ALT.: 39cm - LARG.: 54cm  
REF: 311 - FORNO MÉDIO Nº 4  
ALT.: 39cm - LARG.: 47cm  
REF: 310 - FORNO PEQUENO Nº 3  
ALT.: 37cm - LARG.: 42cm



**FORNO RETO COM TAMPA DE VIDRO**  
REF: 305 - FORNO GRANDE Nº 5  
ALT.: 33cm - LARG.: 47cm - COMP.: 50cm  
REF: 304 - FORNO MÉDIO Nº 4  
ALT.: 33cm - LARG.: 40cm - COMP.: 48cm  
REF: 303 - FORNO PEQUENO Nº 3  
ALT.: 30cm - LARG.: 35cm - COMP.: 48cm



**FORNO PARA FOGÃO A LENHA**  
REF: 302 - FORNO GRANDE Nº 5  
ALT.: 33cm - LARG.: 47cm - COMP.: 50cm  
REF: 301 - FORNO MÉDIO Nº 4  
ALT.: 33cm - LARG.: 40cm - COMP.: 48cm  
REF: 300 - FORNO PEQUENO Nº 3  
ALT.: 30cm - LARG.: 35cm - COMP.: 48cm




**FORNO ARQUEADO COM TAMPA DE VIDRO**  
REF: 307 - FORNO GRANDE Nº 5  
ALT.: 33cm - LARG.: 47cm - COMP.: 50cm  
REF: 304/1 - FORNO MÉDIO Nº 4  
ALT.: 33cm - LARG.: 40cm - COMP.: 48cm  
REF: 306 - FORNO PEQUENO Nº 3  
ALT.: 30cm - LARG.: 35cm - COMP.: 48cm



REF: 316  
**PORTA COM ARO PARA FORNO  
ARTMIL DE VIDRO**  
ALT.: 41cm - LARG 53cm  
**PORTA:** ALT.: 33cm - LARG 40cm




**PORTA COM ARO PARA FORNO ARTMIL**  
ALT.: 41cm - LARG 53cm




**PORTA CINZEIRO LASSAL**  
REF: 317  
ALT.: 25cm - LARG.: 32,5cm



REF: 319  
**PORTA COM ARO PARA FORNO  
BASSAN DE VIDRO**  
ALT.: 33cm - LARG 52cm  
**PORTA:** ALT.: 27cm - LARG 38,5cm



REF: 318  
**PORTA COM ARO PARA FORNO BASSAN**  
ALT.: 33cm - LARG 52cm



**PORTA CINZEIRO**  
REF: 314  
ALT.: 25cm - LARG.: 30cm




REF: 320  
**PORTA CINZEIRO RÚSTICO**  
ALT.: 20cm - LARG 40cm




REF: 321  
**GAVETA P/ CINZEIRO**  
ALT.: 10cm - LARG 25cm - PROF.: 40cm





# CHAPAS




REF: 120 - 33x75x30  
CHAPA MULTIUSO 3 FUROS COM BIFEIRA  
REF: 140 - 92x34x34  
CHAPA MULTIUSO EXTRA 3 FUROS COM BIFEIRA




REF: 133 -  
CHAPA MULTIUSO 4 FUROS EXTRA COM BIFEIRA




REF: 125 - CHAPA PARANÁ 4 FUROS




REF: 137 -  
CHAPA RETANGULAR  
6 FUROS COM TAMPA




REF: 122 -  
CHAPA ECONÔMICA  
6 FUROS COM TAMPA



REF: 143 -  
CHAPA RETÂNGULAR  
5 FUROS COM REDUÇÃO



REF: 142 -  
CHAPA RETÂNGULAR 3 FUROS  
COM REDUÇÃO



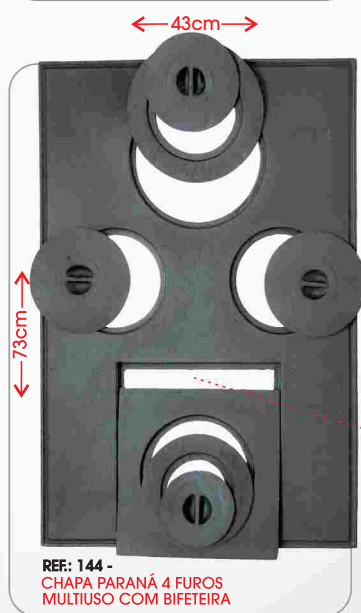
REF: 124 -  
CHAPA PARANÁ 3 FUROS




REF: 126 - 46X46CM  
REF: 138 - 50X50CM  
CHAPA QUADRADA  
4 FUROS COM TAMPA




REF: 134 - 42 cm  
CHAPA FORNALHA 1 FURO  
CHAPA 1 FURO FORNALHA



REF: 144 -  
CHAPA PARANÁ 4 FUROS  
MULTIUSO COM BIFEIRA



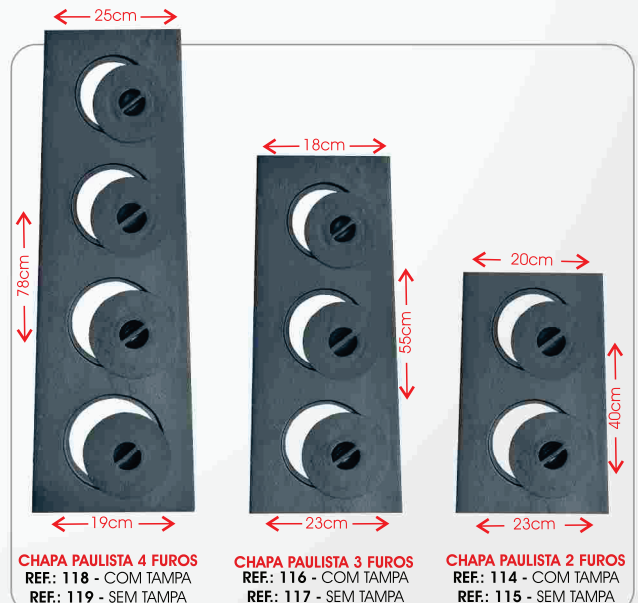


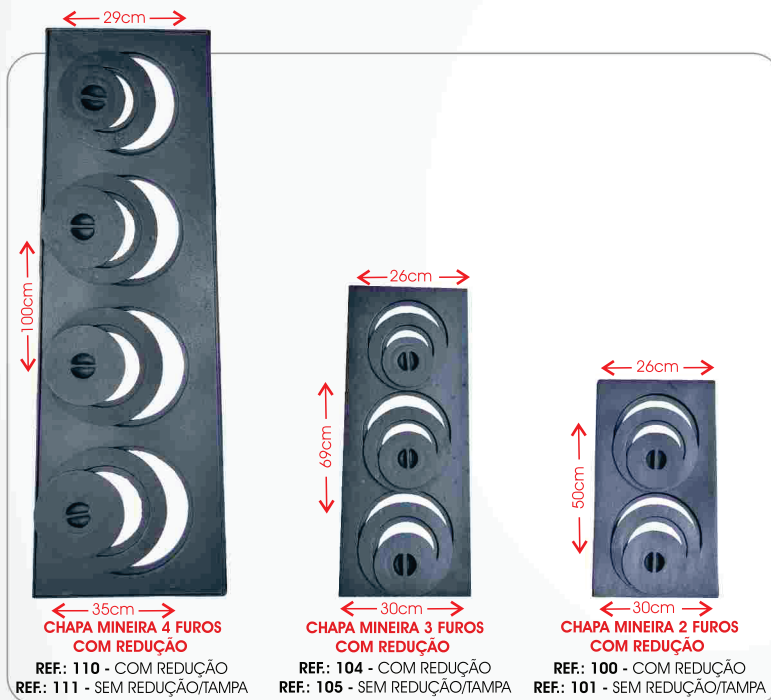
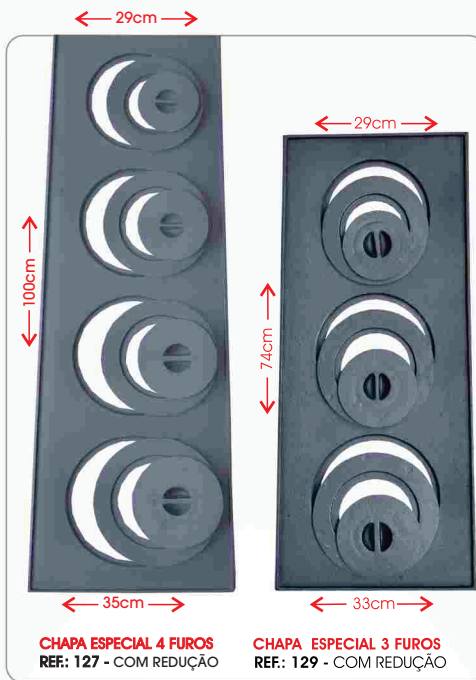

REF: 123 -  
CHAPA ECONÔMICA  
4 FUROS COM TAMPA





# LINHA CHAPAS

Inovando sempre com qualidade, garantia em peças e artefatos fundidos!





**PICANHEIRA REDONDA**  
REF: 435 - 35cm  
REF: 433 - 45cm



**PICANHEIRA REDONDA  
A ÁLCOOL - CORPO FIXO**  
REF: 436 - 35cm  
REF: 434 - 45cm



**CAÇAROLA COM ALÇA DE MADEIRA**  
REF: 409 - Nº 16 - L.:1,3 REF: 413 - Nº 24 - L.:3,7  
REF: 410 - Nº 18 - L.:2,1 REF: 414 - Nº 26 - L.:5,0  
REF: 411 - Nº 20 - L.:2,4 REF: 415 - Nº 28 - L.:6,0  
REF: 412 - Nº 22 - L.:2,9 REF: 416 - Nº 30 - L.:8,0



**FRIGIDEIRA Nº 35 - SEM TAMPA**  
REF: 449 - 35cm



**FRIGIDEIRA REDONDA  
TAMPA DE FERRO**  
REF: 418 - 22cm  
REF: 419 - 24cm



**FRIGIDEIRA REDONDA  
TAMPA DE VIDRO**  
REF: 450 - 22cm  
REF: 451 - 24cm



**FRIGIDEIRA FRITA OVO**  
REF: 420 - 14cm



**TAPIOQUEIRA**  
REF: 432 - 19cm



**BIFETEIRA LISA  
QUADRADA**  
REF: 421 - 22x22cm  
REF: 422 - 26x26cm



**BIFETEIRA LISA REDONDA**  
REF: 423 - 22cm  
REF: 424 - 26cm



**BIFETEIRA FRIZADA  
REDONDA**  
REF: 447 - 26cm  
REF: 448 - 22cm



**BIFETEIRA FRIZADA  
QUADRADA**  
REF: 446 - 22x22cm  
REF: 445 - 26x26cm




**BIFETEIRA MULTIUSO**  
REF: 425 - 25x25cm



**BIFETEIRA REDONDA DUPLA FACE 2 ALÇAS**  
REF: 441 - 27cm



**CHAPA BIFETEIRA - LISA**  
REF: 427 - 25x35cm  
REF: 428 - 25x45cm  
REF: 429 - 30x62cm



**CHAPA BIFETEIRA - LISA/FRIZADA**  
REF: 439 - 25x45cm



# DOMÉSTICA



Lado -A



**BIFETEIRA RETANGULAR DUPLA FACE**  
REF: 442 - 24x48cm

Lado -B



**AMASSADOR DE BIFE GRANDE**  
REF: 438 - 22x12,5cm



**AMASSADOR DE BIFE PEQUENO**  
REF: 437 - 16x10cm



**BIFETEIRA À ALCOOL CORPO FIXO**  
REF: 443 - 25x45cm



**BIFETEIRA A ALCOOL CORPO FIXO**  
REF: 426 - 25x35cm



REF: 504 ALT.: 30cm - LARG.: 45cm  
**CHURRASQUEIRA BAFO ALUMINIO - GRANDE**  
REF: 503 ALT.: 30cm - LARG.: 25cm  
**CHURRASQUEIRA BAFO ALUMINIO - MÉDIO**




REF: 457 - 25X25  
**RECHAUD À ALCOOL QUADRADO**



REF: 456 - 24CM  
**RECHAUD À ALCOOL REDONDO**



REF: 458  
**RECHAUD À ALCOOL**



**CHAPA BIFETEIRA 2 CABOS**  
REF: 444 - 25x45cm



REF: 455 - 24CM  
**BIFETEIRA REDONDA 2 ALÇAS**



REF: 452 - 17X21  
REF: 453 - 18X24  
**TEPAN QUADRADA**




REF: 454 - 22cm  
**TEPAN REDONDA**



REF: 502 -  
ALT.: 87CM - DIAM.: 47CM  
**CHURRASQUEIRA GAÚCHA C/ RODAS**




REF: 501 - **CHURRASQUEIRA REGULÁVEL COM RODAS**  
ALT.: 72cm - LARG.: 32cm  
COMP: 88cm



**TRIPÉ PORTA PANELAS**  
REF: 430 - 9 caçarolas  
REF: 431 - 8 caçarolas



# SERPENTINA



REF: 200 - 70x28x35  
CHAPA COM SERPENTINA



SERPENTINA  
REF: 201 - CANO GALVANIZADO  
96x67x26cm

## LINHA

# FERRAMENTAS / GRELHAS E RALOS

Inovando sempre com qualidade, garantia em peças e artefatos fundidos!



PICARETA  
REF: 1008 - com cabo  
REF: 1009 - sem cabo



MACHADINHA  
COM UNHA  
REF: 1010



PICARETA ALVIÃO  
REF: 1006 - com cabo  
REF: 1007 - sem cabo



MARTELO PINTADO  
COM UNHA  
REF: 1020 - 25mm  
REF: 1021 - 27mm  
REF: 1022 - 29mm



PICARETA CHIBANCA  
REF: 1004 - com cabo  
REF: 1005 - sem cabo




MARRETA COM CABO  
REF: 1011 - 0,5kg  
REF: 1012 - 1,0kg  
REF: 1013 - 1,5kg  
REF: 1014 - 2,0kg  
REF: 1015 - 3,0kg  
REF: 1016 - 5,0kg  
REF: 1017 - 6,0kg  
REF: 1018 - 8,0kg  
REF: 1019 - 10,0kg




RALO CÔNCAVO  
REF: 1200 - 10x10cm  
REF: 1201 - 15x15cm  
REF: 1202 - 20x20cm  
REF: 1203 - 25x25cm  
REF: 1204 - 30x30cm  
REF: 1205 - 35x35cm  
REF: 1206 - 40x40cm  
REF: 1207 - 50x50cm




GRELHA  
REF: 1301 - 10x50cm | REF: 1300 - 10x100cm  
REF: 1303 - 15x50cm | REF: 1302 - 15x100cm  
REF: 1305 - 20x50cm | REF: 1304 - 20x100cm  
REF: 1307 - 25x50cm | REF: 1306 - 25x100cm  
REF: 1309 - 30x50cm | REF: 1308 - 30x100cm



CAIXILHO PARA RALO  
REF: 1400 - 10x10cm  
REF: 1403 - 15x15cm  
REF: 1406 - 20x20cm  
REF: 1409 - 25x25cm  
REF: 1412 - 30x30cm  
REF: 1415 - 35x35cm  
REF: 1416 - 40x40cm  
REF: 1417 - 50x50cm



CAIXILHO PARA GRELHA  
REF: 1401 - 10x50cm | REF: 1402 - 10x100cm  
REF: 1404 - 15x50cm | REF: 1405 - 15x100cm  
REF: 1407 - 20x50cm | REF: 1408 - 20x100cm  
REF: 1410 - 25x50cm | REF: 1411 - 25x100cm  
REF: 1413 - 30x50cm | REF: 1414 - 30x100cm



GRELHA BOCA DE LOBO  
REF: 1310 - ARTICULADA - 30x90cm



RALO SEMI-ESFÉRICO  
REF: 1208 - 2 POL. | REF: 1209 - 3 POL.  
REF: 1210 - 4 POL. | REF: 1211 - 6 POL.  
REF: 1212 - 8 POL.



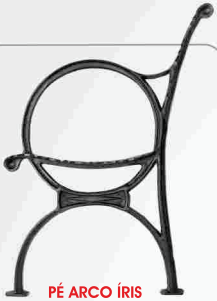
CAPACHO CACHORRO  
REF: 1501 - COMPRIMENTO 38cm



CAPACHO SIMPLES  
REF: 1500 - 35x22cm



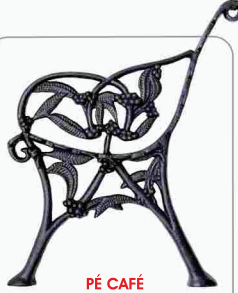
# PÉS DE BANCO



**PÉ ARCO ÍRIS**  
REF: 909 - 9 Réguas  
AA: 38cm - AE: 81cm  
LA: 44cm



**PÉ INGLÊS**  
REF: 908 - 12 Réguas  
AA: 40cm - AE: 70cm  
LA: 35cm



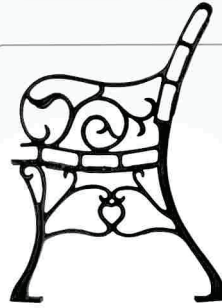
**PÉ CAFÉ**  
REF: 900 - 11 Réguas  
AA: 33cm - AE: 70cm  
LA: 37cm



**PÉ RAIZ**  
REF: 910 - 10 Réguas  
REF: 911 - 12 Réguas  
AA: 36cm - AE: 77cm  
LA: 40cm




**PÉ RENDADÃO**  
REF: 912 - 15 Réguas



**PÉ FRANCÊS**  
REF: 905 - 7 Réguas  
AA: 25cm - AE: 46cm - LA: 24cm



**PÉ TAMANDUÁ**  
REF: 913 - 8 Réguas  
AA: 39cm - AE: 71cm - LA: 45cm



**PÉ CARACÚ**  
REF: 901 - 12 Réguas  
AA: 32cm - AE: 68cm - LA: 40cm



**PÉ CISNE**  
REF: 904 - 2 e 3 Tábuas  
AA: 31cm - AE: 75cm - LA: 30cm



**PÉ CAVALINHO LEVE**  
REF: 917 - 9 Réguas  
AA: 40cm - AE: 77cm  
LA: 33cm



**PÉ GARDEN**  
REF: 906 - 15 Réguas  
AA: 35cm - AE: 74cm - LA: 38cm



**PÉ FRANCÊS INFANTIL**  
REF: 907 - 7 Réguas  
AA: 22cm - AE: 43cm - LA: 22cm



**PÉ DE BANCO PARÍS**  
REF: 918 - 15 FUIROS  
AA: 31cm - AE: 75cm - LA: 63cm




**PÉ CAVALO**  
REF: 902 - 8 Réguas  
REF: 903 - 9 Réguas  
AA: 40cm - AE: 77cm - LA: 33cm



**PÉ DE BANCO VILA RICA**  
REF: 914 - H: 41cm - L: 39cm



**TRAVA MESA VILA RICA**  
REF: 916 - 130x20cm



**PÉ DE MESA VILA RICA**  
REF: 915 - H: 74cm - L: 67cm



# GRADES



**RAMADINHA**  
REF: 632 - 33,5x44,5cm



**PORTUGUESA**  
REF: 633 - 32x73cm



**ROMANA**  
REF: 617 - 33,5x80,5cm



**RAMADA ESTREITA**  
REF: 631 - 20x78cm



**RAMADA DUPLA**  
REF: 630 - 35x92cm



**RAMADA S/ CONTORNO**  
REF: 629 - 36x72,5cm



**ARABESCO**  
REF: 612 - 17x80cm



**ARABESCO G.**  
REF: 613 - 55cmx1,31m



**ESPAÑHOLA**  
REF: 625 - 75x26cm



**BOMBÊ RETA**  
REF: 624 - 25x81cm



**BOMBÊ CURVA ESTREITA**  
REF: 621 - 8x81,5cm



**BOMBÊ CURVA LARGA**  
REF: 622 - 25x84cm



**FLOR DE LIZ 1º GRAU**  
REF: 607 - 15x97,5cm



**FLOR DE LIZ 2º GRAU**  
REF: 608 - 15x96cm



**FLOR DE LIZ RETA**  
REF: 606 - 14,5x82,5cm



**FLOR DE LIZ INCLINADA**  
REF: 610 - 15,5x97cm



**IMPERIAL**  
REF: 601 - 15,5x80cm



**IMPERIAL INCLINADA**  
REF: 602 - 18x87cm



**IMPERIAL 1º GRAU**  
REF: 604 - 15,5x84,5cm



**IMPERIAL 2º GRAU**  
REF: 605 - 15,5x89cm




**ABACAXI**  
REF: 600 - 13,5x81cm

# SUPORTES



REF: 1000 - 12x16cm



REF: 998 - 15x15cm  
REF: 1002 - 20x20cm  
REF: 1001 - 30x30cm



REF: 997 - 22x30cm




REF: 1003 - 40x40cm



REF: 999 - 50x50cm



# TAMPÕES



**TAMPÃO SIMPLES**

REF: 1134 - 20x20cm | REF: 1126 - 25x25cm  
REF: 1115 - 30x30cm | REF: 1117 - 40x40cm  
REF: 1118 - 50x50cm | REF: 1120 - 60x60cm



**TAMPÃO PORTA CADEADO ARTICULADO**

REF: 1137 - 20x20cm | REF: 1138 - 30x30cm  
REF: 1140 - 50x50cm | REF: 1141 - 60x60cm



**TAMPÃO T-33**

REF: 1102 - ARTICULADO - 53x44cm  
REF: 1103 - SIMPLES - 53x44cm



**TAMPÃO T-33 COMERCIAL**

REF: 1100 - ARTICULADO - 48x42cm  
REF: 1101 - SIMPLES - 48x42cm



**TAMPÃO T-27**

REF: 1113 - ARTICULADO - 50x39cm  
REF: 1112 - SIMPLES - 50x39cm



**TAMPÃO 40x60 INCÊNDIO/TELEFONE**

REF: 1107 - ARTICULADO - 40x60cm



**TAMPÃO ZCP**

REF: 1098 - TAMPA: 82x71cm  
ARO - 98x86cm



**TAMPÃO T-33 - ARTICULADO ESPECIAL - ZBG**  
REF: 1099 - 57x49cm



**TAMPÃO T-33 REDONDO**

REF: 1105 - SIMPLES - 56x48cm  
REF: 1106 - ARTICULADO - 56x48cm



**TAMPÃO T-13 - HIDRÔMETRO**

REF: 1133 - 40x30cm - TAMPA: 18x13cm




**TAMPÃO T-60 PARA PASSEIO**

ALT.: 8cm - TAMPA: 56cm - ARO: 64cm  
REF: 1122 - SIMPLES  
REF: 1123 - ARTICULADO  
**TAMPÃO T-100 PARA RUA**  
TAMPA: 53cm - ARO: 55cm  
REF: 1124 - ARTICULADO



**TAMPÃO DE GORDURA ARTICULADO**

REF: 1130 - 32CM - TAMPA: 31cm - ARO: 32cm  
REF: 1132 - 42CM - TAMPA: 41cm - ARO: 42cm



**TAMPÃO DE GORDURA SIMPLES**

REF: 1129 - 32CM  
TAMPA: 31cm - ARO: 32cm  
REF: 1131 - 42CM  
TAMPA: 41cm - ARO: 42cm



**TAMPÃO R1 - INCÊNDIO/TELEFONE**

REF: 1108 - SIMPLES - 40x60cm  
**TAMPÃO R2 - INCÊNDIO/TELEFONE**  
REF: 1110 - SIMPLES - 116x64cm



**TAMPA PARA ATERRAMENTO**  
REF: 1142 - DIÂM.: 25cm



**T-05 ARTICULADO**  
REF: 1125 - 20x20cm



**TAMPA PARA ATERRAMENTO**  
REF: 1143 - DIÂM.: 30cm



**TAMPÃO ARTICULADO**

REF: 1136 - 20x20cm | REF: 1127 - 25x25cm  
REF: 1128 - 25x25cm - CESAN PESADO  
REF: 1114 - 30x30cm | REF: 1116 - 40x40cm  
REF: 1119 - 50x50cm | REF: 1121 - 60x60cm



☎ 37 3381-2610 - 37 3381-4361 - 37 3381-1463 📞 37 9 9194-3727

✉ vendas@fundicaolassal.com.br

🌐 www.fundicaolassal.com.br

📍 Rua Alcendino Rezende, 285 - Parque Industrial Paulino Prado - CP 76 - CEP: 35.530-000 - Cláudio/MG